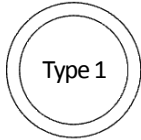


Post Selection Check Sheet

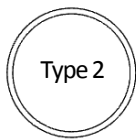
Domestic Product Line

For assistance contact Customer Service at 1-800-736-5256 or info@impactrecovery.com

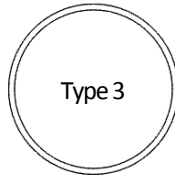
Post Type:



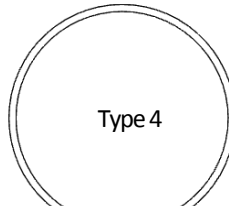
2" MP FlexPost



2" OmegaPost



3" Tuff Post®



4" Tuff Post®

Post Color:

- White ^{T1, T2, T3, T4}
- Yellow ^{T1, T2, T3, T4}
- Orange ^{T1, T2, T3}
- Gray ^{T1}
- Black ^{T1}
- Red ^{T1}
- Green ^{T1}

Post Top:



Open Top ^{T1, T2, T3, T4}



Cap ^{T1, T2, T3, T4}



Short Squeeze ^{T1, T3, T4}



Long Squeeze ^{T1, T2, T3, T4}

Height:

- 28" ^{T1, T2, T3, T4}
- 36" ^{T1, T2, T3, T4}
- 42" ^{T1, T2, T3, T4}
- 48" ^{T1, T3, T4}

Sheeting Color:

- White
- Yellow
- Orange
- Green
- Red
- Blue


Sheeting Grade:

- Type IV High Intensity ^{T1, T3, T4}
- Type V Super High Intensity ^{T2}
- Diamond Grade ^{TM, T1, T3, T4}

Sheeting Quantity:

- One (std. long squeeze)
- Two (std. tubular)
- Other: _____

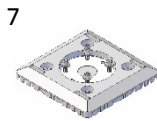
Base/Curb:




Tuff Curb®




Tuff Curb® XLP™



Surface Mount
Fixed Base



Surface Mount
Quick Release



Quarter Turn
OmegaPost



Drivable



Recessed,
Snow-Plowable

Base Color:

- White ⁵⁻⁹
- Yellow ⁵⁻⁹
- Black ⁷⁻⁹
- Green ⁶
- Purple ⁶
- Other: _____

Installation Materials:

- Multi-Purpose Sleeve Anchors
- Concrete Screw Anchors
- Two-Part Epoxy
- Super Bundy® Pads ⁶⁻⁸

Notes:



Tel: (626) 257-8328 | sales@sharpline-solutions.com
www.sharpline-solutions.com